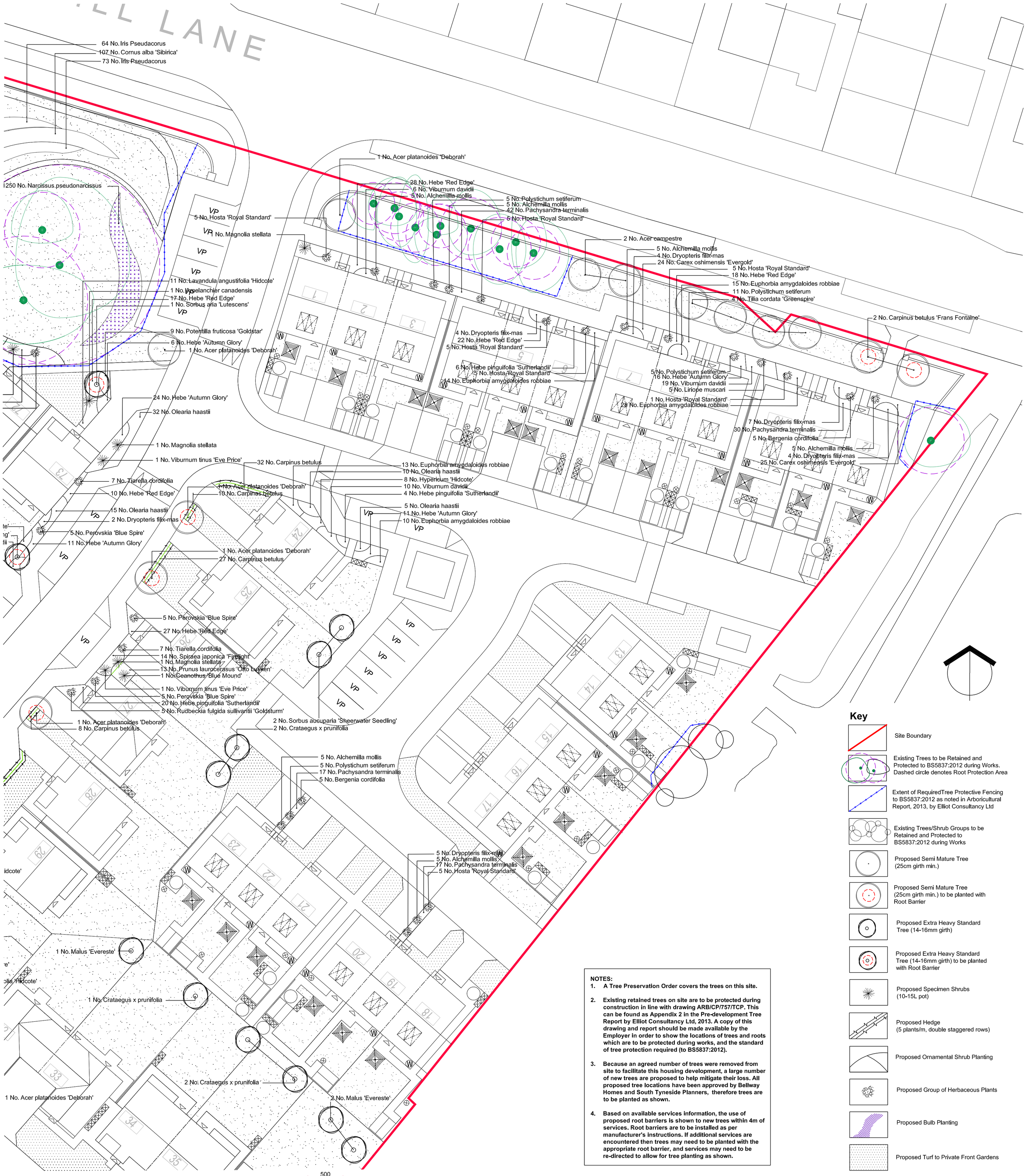

NOTES:

1. **A Tree Preservation Order covers the trees on this site.**
2. **Existing retained trees on site are to be protected during construction in line with drawing ARB/CP/757/TCP. This can be found as Appendix 2 in the Pre-development Tree Report by Elliot Consultancy Ltd, 2013. A copy of this drawing and report should be made available by the Employer in order to show the locations of trees and roots which are to be protected during works, and the standard of tree protection required (to BS5837:2012).**
3. **Because an agreed number of trees were removed from site to facilitate this housing development, a large number of new trees are proposed to help mitigate their loss. All proposed tree locations have been approved by Bellway Homes and South Tyneside Planners, therefore trees are to be planted as shown.**
4. **Based on available services information, the use of proposed root barriers is shown to new trees within 4m of services. Root barriers are to be installed as per manufacturer's instructions. If additional services are encountered then trees may need to be planted with the appropriate root barrier, and services may need to be re-directed to allow for tree planting as shown.**

Key

- Site Boundary
- Existing Trees to be Retained and Protected to BS5837:2012 during Works. Dashed circle denotes Root Protection Area
- Extent of RequiredTree Protective Fencing to BS5837:2012 as noted in Arboricultural Report, 2013, by Elliot Consultancy Ltd
- Existing Trees/Shrub Groups to be Retained and Protected to BS5837:2012 during Works
- Proposed Semi Mature Tree (25cm girth min.)
- Proposed Semi Mature Tree (25cm girth min.) to be planted with Root Barrier
- Proposed Extra Heavy Standard Tree (14-16mm girth)
- Proposed Extra Heavy Standard Tree (14-16mm girth) to be planted with Root Barrier
- Proposed Specimen Shrubs (10-15L pot)
- Proposed Hedge (5 plants/m, double staggered rows)
- Proposed Ornamental Shrub Planting
- Proposed Group of Herbaceous Plants
- Proposed Bulb Planting
- Proposed Turf to Private Front Gardens
- Back gardens are to be rotovated, stone picked and laid with 150mm min. depth top soil prior to seeding with amenity grass seed

Location Plan NTS

Please also refer to the following detailed planting proposal drawings,which are to be read as a set:

- 867/100 (Sheet 1 of 5)
- 867/102 (Sheet 3 of 5)
- 867/103 (Sheet 4 of 5)
- 867/104 (Sheet 5 of 5) includes Planting Schedule and Outline Specification

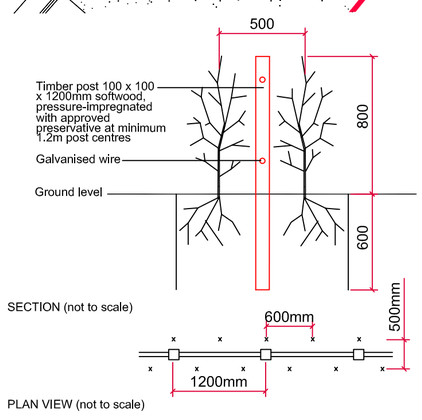

HEDGE PLANTING: DOUBLE STAGGERED ROW

NOTES:

1. The hedge planting is to be carried out in a double trench, each dug 500mm wide, 500mm deep and 500 mm apart on either side of the fencing, and to the required length.
2. Place the plants in the trenches to the fence side, as shown in elevation, at staggered centres as shown in plan.
3. Backfill the trench to half its depth and firm by treading. Continue planting the trench.
4. Once planted, backfill with the remaining soil and firm as before.
5. In March of the first year cut Carpinus betulus back to within 250mm of the ground to encourage bushy growth from the base.

Typical hedge planting detail for Hornbeam hedge
1:25 @ A1

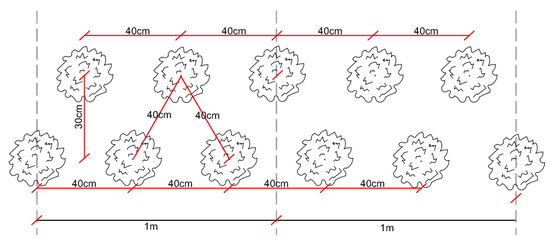

Hedging to be planted in double staggered rows. Plants to be 40cm apart, rows to be 30cm apart. 5Nr.plants per linear metre.

Typical ornamental hedge planting detail
1:20 @ A1

SAFETY, HEALTH & ENVIRONMENTAL INFORMATION
In addition to the hazards / risks normally associated with the types of work detailed on this drawing, note the following:
Construction
1. No abnormal risk
Maintenance / Cleaning
1. No abnormal risk
Decommissioning / Demolition
1. No abnormal risk

It is assumed that all works will be carried out by a competent contractor, working where appropriate, to an approved method statement. This is not an exhaustive list and reference should be made to the Health and Safety Plan.

Rev.	CDM.	By.	Chk.	Date.
- -----	✓	CP	RS	07/15

Proj. SOUTH TYNESIDE COLLEGE — **Loc.** NE31

Client. Bellway Homes

Dwg. Detailed Planting Proposals (Sheet 2 of 5)

Scale. 1:200@A1 — **Date.** 06/15

Drawing No. 867/101 — **Rev.** -

southerngreen
chartered landscape architects
221 Durham Road
Low Fell
Gateshead
NE9 5AB
Tel 0191 440 0034
Fax 0191 420 3490
studio@southerngreen.co.uk